


Name: _____



First Grade Homework Room 6 & 18

Week of: January 27, 2014

Return on: January 31, 2014

*** The spelling test is on Friday, January 31.**

Instructions:

1. Read daily for at least 15 minutes and complete the attached reading log. Work on the other attached worksheets. Complete at least one math, one Language Arts, and one Chinese page each day.
2. Please have an adult check your work, and have them help you correct any errors.
3. Turn in completed packet on **Friday**.

My child has completed all of the assigned homework and we have reviewed it together.

Parent Signature: _____

***Room 6 :**

English spelling test: Every Friday or the last day of the week

Chinese word test: Every Monday or the first day of the week


*** 1/31 is a minimum day.**

First Grade Spelling Words
Theme 4 Week 2



1. me
2. feed
3. seat
4. we
5. keep
6. beak
7. play
8. rain
9. give
10. write


Challenge words:
she speed




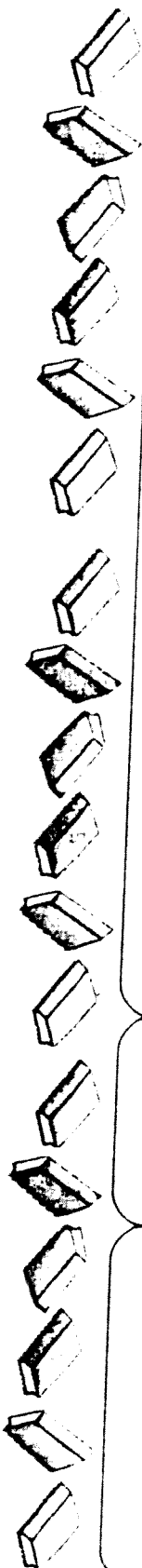
Please read with your child for 15 minutes each day

Reading Log

One upon
a time



Thursday	Wednesday	Tuesday	Monday	Sample
				
Book Title	Book Title	Book Title	Book Title	My Friend Rabbit
Minutes	Minutes	Minutes	Minutes	15
Adult Signature	Adult Signature	Adult Signature	Adult Signature	Adult Signature



Spelling Homework

Write your spelling words three times each.

1. _____
2. _____
3. _____
4. _____
5. _____
6. _____
7. _____
8. _____
9. _____
10. _____

Write your spelling words in ABC order:

_____, _____, _____

_____, _____, _____

_____, _____, _____

Name _____

As I read, I will pay attention to the dialogue.

Joe looked at the box that the new oven had come in.
12 "What can we do with this empty box?" Joe asked.
22 "It's too big to stuff into the trash can."
31 "We need to take it to the recycling center," said Gram.
42 "Why?" asked Joe.
45 "It's made of cardboard. Like paper, cardboard is
53 made from trees," Gram said. "New cardboard can be
62 made from this old box."
67 "Do you mean that we can help save trees by recycling
78 cardboard?"
79 "That's right," said Gram.
83 "Do you have any more things to take there?" asked Joe.
94 "Let's look," said Gram. "I'm pretty sure I have some
104 newspapers." 105

Please practice reading this fluency passage daily. The goal is to be able to read it smoothly without errors. If it is difficult, master a sentence a day. If it is has become easy, just read it once through and then read a book of your choice. This can help count toward the 15 minutes of reading each day.

My child has read this passage each day.

Parent signature _____



Name _____

Circle the word that completes each sentence.
Write it on the line.

1. Ted can sing a _____.

tune home cube _____

2. You can smell with your _____.

hope nose mule _____

3. The dog dug a _____.

hole rule vote _____

4. The little cat is very _____.

bone tube cute _____

5. Jim _____ into the waves.

rude dove mole _____

6. Can you play some notes on the _____?

smoke flute rose _____

Name _____

Use words from the box to complete the story.

find

after

done

old

new

work

My New Robot

My old robot does not _____ anymore.

I will make a _____ one. I will use the

_____ parts. I _____

the old robot in my toy chest. I work very hard

_____ school. Now I am finally

Name _____

The verbs **is** and **are** tell about the present.

Is tells about one person, place, or thing.

Are tells about more than one person, place, or thing.

Examples: Dad **is** there.

The cats **are** here.

Circle the verb in each sentence. Write 1 if the verb tells about one. Write 2 if the verb tells about more than one.


1. Mom is out back.

2. Our two dogs are with her.

3. The twins are in the water.

4. Mom is on a chair.

5. This game is so much fun!



To the Teacher: Have children complete the page independently. Then have children generate sentences with the target skill.

Name _____

A. Cross out the silent letter in each word.

gnu	design	wren	wrote
knife	gnome	knead	wrong
gnash	knot	wrist	write
know	wring	kneel	gnarled
gnat	knob	knapsack	gnaw
knee	sign	assign	

B. Write the word from the list that fits each clue. Then circle the silent letter in each word you write.

1. A car should stop at a stop _____.
2. A _____ is a very small insect.
3. A _____ is a tool you use to cut.
4. If it is not correct, it is _____.
5. Your _____ is part of your leg.
6. Do you _____ the answer?

Name _____

Spelling:
Long o: o_e,
Long u: u_e

Look at each set of words.

One word in each set is spelled correctly.

Use a pencil to fill in the circle in front of that word.

Sample A is done for you.

Sample A:

☐ A. fix

☐ B. fiks

☐ C. fics

1. ☐ A. cueb

☐ B. cyub

☐ C. cube

2. ☐ A. joke

☐ B. jok

☐ C. joek

3. ☐ A. nose

☐ B. noes

☐ C. nos

4. ☐ A. cte

☐ B. cuet

☐ C. cute

5. ☐ A. woke

☐ B. week

☐ C. wke

6. ☐ A. note

☐ B. noot

☐ C. noet

7. ☐ A. cloz

☐ B. clos

☐ C. close

8. ☐ A. spoek



☐ B. spoke

☐ C. spok



Name _____

Read the riddles. Draw a conclusion from the clues. Circle the answer.

1. I have four legs and a tail.
I like to play with a ball.
Pat me and take me for walks.
But I can't climb trees.
What am I?



2. I live in the water.
I do not have fins.
I can move fast in the water.
I do not move fast on land.
I can hide in my shell.
What am I?



3. Create your own riddle.

Name _____

Find the mistakes. Cross out the verb if it is wrong. Write the correct verb above it.
Circle any letters that should be capital.
Add the correct end mark if one is missing.
(Hint: Each sentence has two mistakes.)

1. The little kids is in the den _____


2. don't let the dogs in here _____

3. hide the game, quick _____

4. it are too late. _____

5. the dogs is on our game! _____

6. This are not that funny _____

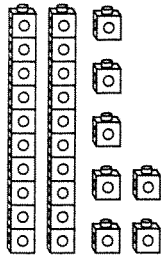


Name _____

Reteaching

12-4


Ways to Make Numbers



27

2 tens 7 ones
 $27 = \underline{20} + \underline{7}$

is the
same as

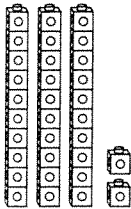


27

1 tens 17 ones
 $27 = \underline{10} + \underline{17}$

Use cubes to show a different way to make the number. Draw the ones.


1.



32

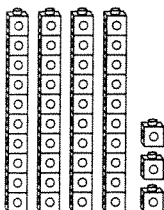
3 tens 2 ones
 $32 = \underline{30} + \underline{2}$

is the
same as

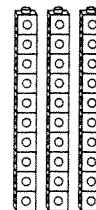


2 tens 12 ones
 $32 = \underline{20} + \underline{12}$

2.



is the
same as



_____ tens _____ ones

_____ tens _____ ones

$43 = \underline{\quad} + \underline{\quad}$

$43 = \underline{\quad} + \underline{\quad}$

Name _____

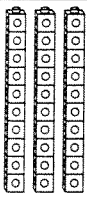

Practice

12-4

Ways to Make Numbers

Use cubes. Show a different way to make the number.

1.

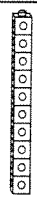

Tens	Ones
	

Break apart a ten into 10 ones.

$$37 = \underline{20} + \underline{17}$$

$$37 = 30 + 7$$

2.

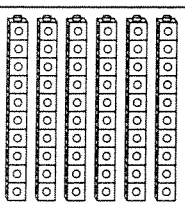

Tens	Ones
	

Make a ten with 10 ones.

$$24 = \underline{\quad\quad\quad} + \underline{\quad\quad\quad}$$

$$24 = 10 + 14$$

3.

Tens	Ones
	

Break apart a ten into 10 ones.

$$62 = \underline{\quad\quad\quad} + \underline{\quad\quad\quad}$$

$$62 = 60 + 2$$

Number Sense

4. On Mario's workmat there are 4 tens and 8 ones.

Which is another way to show this same number?

☐ 6 tens and 6 ones

☐ 3 tens and 18 ones

☐ 3 tens and 9 ones

☐ 1 ten and 28 ones

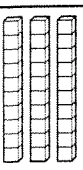

Name _____

Reteaching

12-3

Tens and Ones

The chart shows

Tens	Ones
	

3 tens 4 ones

3 tens is 30.

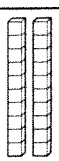

4 ones is 4.

$$30 + 4 = 34$$

34 is the same as
3 tens and 4 ones.

Count the tens and ones. Then write the numbers.

1.

Tens	Ones
	

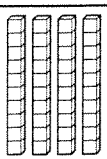

2 tens and 4 ones

2 tens is 20.

4 ones is 4.

$$\underline{20} + \underline{4} = \underline{24}$$

2.

Tens	Ones
	

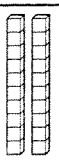

_____ tens and _____ ones

_____ tens is _____.

_____ ones is _____.

$$\underline{\hspace{2cm}} + \underline{\hspace{2cm}} = \underline{\hspace{2cm}}$$

3.

Tens	Ones
	

_____ tens and _____ ones

_____ tens is _____.

_____ ones is _____.

$$\underline{\hspace{2cm}} + \underline{\hspace{2cm}} = \underline{\hspace{2cm}}$$

Name _____



Practice

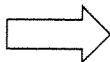
12-3

Tens and Ones


Count the tens and ones. Then write the numbers.

1.

Tens	Ones
	





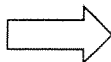
Tens	Ones
4	5



45

2.



Tens	Ones
	

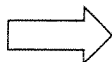


Tens	Ones




3.

Tens	Ones
	





Tens	Ones



Estimation

4. About how many cubes are shown in the picture?

Tens	Ones
	

70

☐

50

☐

30

☐

10

☐

名字: _____

教室: _____

shuǐ 水 丿 ㇀ 水 水	guǒ 果 旦 果 冂 旦 口 果 日 果	zài 在 一 在 ナ 在 尸 在	nǎ 哪 讠 叮 哪 口 叮 哪 叮 明 哪	lǐ 里 冂 甲 口 里 日 里

水果在哪里？

水果 - fruit

where is the fruit ?

教室: _____

[illegible]

喜欢 - like

哪里 - where

我 - T. me

名字: _____

教室: _____

<p>shuǐ 水</p> <p>灬 水 水</p>	<p>guǒ 果</p> <p>口 旦 果</p> <p>口 旦 果</p>	<p>zài 在</p> <p>一 在 在</p> <p>一 在 在</p>	<p>nǎ 哪</p> <p>口 叮 哪</p> <p>口 叮 哪</p>	<p>lǐ 里</p> <p>口 甲 里</p> <p>口 甲 里</p>

水果在哪里？

where is the fruit ?

水果 - fruit